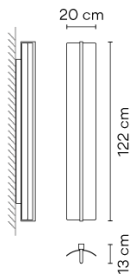


6416

Design By Sebastian Herkner

The convex shade wall light features an open frame imbedded with LEDs that contains a reflector formed from a rounded sheet of metal. The black frame is affixed to the wall and casts a diffuse glow that evokes the look of raining light.

Model Sheet

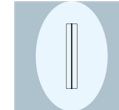


Finish	11 Black NCS S 8500N
LED temperature color	2700 K Optional 2700 K Min. quantity, upcharge and extra lead time apply [EN]
Dimming	1-10V Optional DALI or Push or Casambi Min. quantity, upcharge and extra lead time apply [EN]
Installation type	Surface Canopy
Materials	Body: Aluminum Reflector: Aluminum Driver box: Aluminum
Light source	1 x LED STRIP 27,9W 750mA E
LED	CRI>90 2907 lm 104 2700 K
Driver	CC - Constant Current 750 50/60 HZ
Application	Wall Lamps
Packaging	1 Box 1.43 m x 0.3 m x 0.3 m Gross weight 6.5 Net weight 4.5 Vol. 0.1287

Lighting effect

General Lighting


Lamp for general lighting that equally distributes the light in all directions.



Photometric Data

Efficiency	45.27 lm/W
Coordinate System	CG
Total Flux	1443.83 lm
Maximum Value	451.32 cd

Other Applications



All of our products come with a five-year warranty.
Check our legal terms at www.vibia.com/warranty